



KNOCKDOWN PEDESTAL TABLES

Table Substrate

All top panels and end caps are high strength alloy 6063-T6 extruded aluminum with a smooth finish. Table tops are constructed of individual aluminum boards with laminate adhered to surface. Top surfaces are .080" thick with integral stiffener ribs. Table perimeter is 2mm x 1 1/2" PVC vinyl edge band.

Table Surface

Inlay surface is high pressure laminate with premium scratch resistant finish, permanently bonded with contact adhesive.

Edgeband

1 1/2" x 2mm pvc vinyl edgeband material extruded and secured with a custom tongue and groove design.

Sustainability

Aluminum extrusions contain 70% recycled aluminum; 10% is post-consumer content, and 60% pre-consumer content. Southern Aluminum products are 100% recyclable. Laminate is GREENGUARD certified for low emissions. Laminate adhesive does not contain urea-formaldehyde resins.

KnockDown Pedestal

Four leg pedestal base is constructed of polished cast aluminum with installed floor guides. Base is 29.75" or 42" high and base width is 28" wide with a 1.7" center core for column post. Column post is 26" high and 38 5/8" high.

Standard Laminates



Antique
Mango



Black
Riftwood



Weathered
Char



Bleached
Legno



Phantom
Charcoal




Studio Teak


Endure Perimeter™ & Leg Finishes



Silver



Iron



Walnut



Black

Available Sizes

KnockDown Table Tops

Top Size	Model #
30" Round	DS30RD
36" Round	DS36RD
30" x 30"	DS3030

KnockDown Bases

Base Height	Model #
30"	30KD
42"	42KD
Adjustable 30", 36", 42"	AJKD



Model #: DS30RD42KD



KNOCKDOWN PEDESTAL TABLES™

Alulite® Table Top

All top surfaces are .080" thick with integral stiffener ribs and have 1½" profile edge. End caps are heavy gauge. Table tops are constructed of individual boards bolted together and have longitudinal seams. Round table tops have a perimeter of an aluminum band capable of withstanding frequent usage. Table tops will not crack or warp after extended usage or exposure to heat, moisture or sunlight. Tables will not emit toxic fumes, gases or smoke in high temperatures related to a fire (passes California Fire Code 133). Tops are available in selected powder-coat paint colors.

Sustainability


Aluminum extrusions contain 70% **recycled** aluminum; 10% is post-consumer content, and 60% pre-consumer content. Southern Aluminum products are 100% recyclable.

KnockDown Pedestal

Four leg pedestal base is constructed of polished cast aluminum with installed floor guides. Base is 29.75" or 42" high and base width is 28" wide with a 1.7" center core for column post. Column post is 26" high and 38 ⅝" high.

Design Options

Alulite® Finishes*



* Printed colors may vary from the actual product.

Available Sizes

KnockDown Table Tops

Top Size	Model #
30" Round	AL30RD
36" Round	AL36RD
30" x 30"	AL3030

KnockDown Bases

Base Height	Model #
30"	30KD
42"	42KD
Adjustable 30", 36", 42"	AJKD



Model #: AL30RD42KD
Matte Silver Finish



KNOCKDOWN PEDESTAL TABLES™

Swirl® Table Top

All top surfaces are .080" thick with primary stiffener ribs and have 1½" profile edges (Lifetime Warranty). Table tops are constructed of individual boards bolted together and have longitudinal seams. Table tops will not crack or warp after extended usage or exposure to heat, moisture or sunlight. Tables will not emit toxic fumes, gases or smoke in high temperatures related to a fire (passes Cal Fire Code 133).

Swirl® Finish

Aluminum features a sanded random swirl pattern etched into the surface. A baked on translucent and clear coat finish protects the table. The swirl finish is delicate in nature and will be compromised if not handled with appropriate care. The surface finish is sealed.

Sustainability

Aluminum extrusions contain 70% recycled aluminum; 10% is post-consumer content, and 60% pre-consumer content. Southern Aluminum products are 100% recyclable.

KnockDown Pedestal

Four leg pedestal base is constructed of polished cast aluminum with installed floor guides. Base is 29.75" or 42" high and base width is 28" wide with a 1.7" center core for column post. Column post is 26" high and 38 ⅝" high.

Design Options

Swirl® Finishes*



* Printed colors may vary from the actual product. View all laminate options at www.wilsonart.com

Available Sizes

KnockDown Table Tops

Top Size	Model #
30" Round	SA30RD
36" Round	SA36RD
30" x 30"	SA3030

KnockDown Bases

Base Height	Model #
30"	30KD
42"	42KD
Adjustable 30", 36", 42"	AJKD



Model #: SA30RD42KD
Satin Finish