

### Alulite® Table Top

All top surfaces are .080" thick with integral stiffener ribs and have 1½" profile edge. Table tops are constructed of individual boards bolted together and have longitudinal seams. Table tops will not crack or warp after extended usage or exposure to heat, moisture or sunlight. Tables have permanent scratch-resistant stacking bumpers attached to the legs to prevent damage when stacking. All edges on the table top have a rounded radius edge, including corners. Tables will not emit toxic fumes, gases or smoke in high temperatures related to a fire (passes California Fire Code 133). Tops are available in selected powder-coat paint colors.

### Sustainability

Aluminum extrusions contain 70% recycled aluminum; 10% is post-consumer content, and 60% pre-consumer content. Southern Aluminum products are 100% recyclable.

### Load Capacity


All table tops will support up to 3,000 lbs. of distributed weight.

### Folding Legs

Alulite® legs are aluminum and welded together for strength, then attached to the table with zinc-plated bolts and nuts. Black powder coat is applied for finishing. Painted legs are thermal set powder-coated finishes and have the hardest surface and maximum scratch/mark resistant qualities in the industry. Fasteners are aluminum and/or zinc plated steel.


### Design Options

#### Available Finishes\*

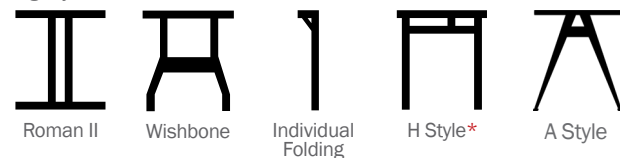


\* Printed colors may vary from the actual product.

#### Leg Finish\*



#### Leg Styles



\* H Style leg is available with adjustable feature or caster wheels

### Available Sizes

\* All tables have a height of 29.75"

#### Rectangle Alulite™ Tables

Top Size	Model #
18" x 60"	A1860P
18" x 72"	A1872P
18" x 96"	A1896P
24" x 60"	A2460P
24" x 72"	A2472P
24" x 96"	A2496P
30" x 60"	A3060P
30" x 72"	A3072P
30" x 96"	A3096P
36" x 60"	A3660P
36" x 72"	A3672P
36" x 96"	A3696P

#### Table Top Tiers (12" High)

Top Size	Model #
10" x 60"	A1060PT
10" x 72"	A1072PT
10" x 96"	A1096PT

#### Card Table w/ Individual Folding Legs

Top Size	Model #
30" x 48"	A3048PIF
36" x 36"	A3636PIF

#### Serpentine w/ H-Style Legs

Top Size	Model #
60" radius	AC3060PHL
Outside Tier	AC1060POT
Inside Tier	AC1060PIT



Model #: A3072P2L  
Matte Silver Finish w/  
Black legs