



**Southern  
Aluminum**

# LINENLESS SOLUTIONS

2026 PRODUCT GUIDE

MEETING & BANQUET TABLES | EVENT FURNITURE | OUTDOOR | MOBILE BARS | BUFFET & DISPLAY



MADE IN THE USA



# Southern Aluminum



Southern Aluminum is a prominent industry leader in providing high-end linenless meeting and event furniture. With a legacy spanning more than 45 years, we have focused on crafting and manufacturing lightweight, durable furniture solutions of exceptional quality design to enhance operational efficiencies and elevate customer experiences in various settings.

We are committed to staying focused on the ever-evolving landscape of the industry prioritizing our passion to innovate and enhance the quality, functionality, and breadth of products we are known for. With a wealth of skill, knowledge, and experience, the ladies and gentlemen of Southern Aluminum are dedicated to the industries and customers we serve, and we are excited to be part of your journey and be that trusted partner for your linenless solutions.



# CONTENTS

|  |       |  |       |
|--|-------|--|-------|
| <a href="#">Proven ROI</a> . . . . .                 | 1-2   | <a href="#">KnockDown Tables</a> . . . . .           | 22    |
| <a href="#">Sustainability</a> . . . . .             | 3     | <a href="#">Swirl Tables®</a> . . . . .              | 23-24 |
| <a href="#">New Product Showcase</a> . . . . .       | 4     | <a href="#">Spandex Tables Wrap</a> . . . . .        | 25-26 |
| <a href="#">iDesign Tables™</a> . . . . .            | 5-6   | <a href="#">Media Podium</a> . . . . .               | 27    |
| <a href="#">T2 Tables™</a> . . . . .                 | 7     | <a href="#">AXIS Tables</a> . . . . .                | 28    |
| <a href="#">Podium</a> . . . . .                     | 7     | <a href="#">Taylor Outdoor Collection</a> . . . . .  | 29    |
| <a href="#">Seamless Round Tables</a> . . . . .      | 8     | <a href="#">VERGE Collection</a> . . . . .           | 30    |
| <a href="#">XCube Tables™</a> . . . . .              | 9-10  | <a href="#">Alulite Tables®</a> . . . . .            | 31-32 |
| <a href="#">EVO Nesting Tables</a> . . . . .         | 11    | <a href="#">Table Trucks</a> . . . . .               | 33    |
| <a href="#">Synergy Nesting Furniture™</a> . . . . . | 12    | <a href="#">Towel Cabana</a> . . . . .               | 34    |
| <a href="#">GL Tables™</a> . . . . .                 | 13-14 | <a href="#">Alulite Staging™</a> . . . . .           | 35-36 |
| <a href="#">Mobile Bar Systems</a> . . . . .         | 15-17 | <a href="#">Southern Piknik®</a> . . . . .           | 37-38 |
| <a href="#">Elevate Display System™</a> . . . . .    | 18    | <a href="#">Event Space Planning Guide</a> . . . . . | 39    |
| <a href="#">Luxe Mobile Bar System</a> . . . . .     | 19-20 | <a href="#">Finishes</a> . . . . .                   | 40    |
| <a href="#">ELEMENT Mobile Cart</a> . . . . .        | 21    |  |       |



MADE IN THE USA



QUICK ROI



LIGHTWEIGHT



DURABLE



SUSTAINABLE

Connect With Us

[southernaluminum.com](http://southernaluminum.com)



800.221.0408



# PROVEN ROI

ASSOCIATED SAVINGS



Linens



Labor + Time



Water + Energy





## SAMPLE ROI SCENARIO

The below example demonstrates the cost savings associated with the use of linenless tables vs. traditional tables with linens for an average 10,000 sq ft event space.

Savings and ROI are based on the initial investment as well as the costs associated with laundry, linen replacement, and labor required when using tables with linens. When transitioning to linenless tables, properties can often recoup their investment in as little as 12 months. The reduction in water and energy usage is yet another benefit through improved sustainability efforts.

### SAMPLE INVESTMENT

**\$193,975**

### OPERATIONAL EXPENSE SAVINGS (OES)\*

| Laundry Costs                                  |  | Annually  |
|--|--|-----------|
| Laundry Costs - conventional tables and cloths |  | \$77,177  |
| Laundry Costs - Linenless Tables               |  | \$0       |
| Laundry Savings                                |  | \$77,177  |
| Set Up Costs                                   |  | Annually  |
| Set Up Costs-conventional tables and cloths    |  | \$77,875  |
| Set Up Costs-Linenless Tables                  |  | \$50,619  |
| Set Up Savings                                 |  | \$27,256  |
| Total Savings                                  |  | Annually  |
| Operational Expense Savings - Linenless Tables |  | \$104,433 |

\*Laundry & Set Up costs based on estimated averages

### RETURN ON INVESTMENT

|                                       |                  |
|---------------------------------------|------------------|
| Investment                            | <b>\$193,975</b> |
| Annual Savings                        | <b>\$104,433</b> |
| ROI (payback on investment) in Months | <b>22.3</b>      |





## SUSTAINABILITY MISSION

Southern Aluminum has been passionately manufacturing sustainable aluminum furniture for more than forty-five years. Proudly crafted, our mission is to be good stewards to the environment, taking exceptional care in the green practices needed to manufacture product from start to finish.

Aluminum is one of the most sustainable materials today due to its recyclability. Lightweight, strong, and durable, aluminum products lower energy costs and carbon emissions in dozens of applications. By using aluminum as the foundation of products, Southern Aluminum offers the most sustainable linenless furniture solutions to the industry.

The aluminum in every product contains at least 70% recycled aluminum. Over the years the manufacturing facility in Magnolia, Arkansas has implemented several sustainable practices and equipment to divert waste away from landfills and improve the recycling of aluminum, scrap metal, cardboard, and plastic. The conservation of scrap materials is continually applied in the daily production process and the powder coating paint system is designed to optimize the re-use of water and minimize steam off-gas.

Southern Aluminum will continue to innovate in many ways to better serve our world and our customers because it is who we are and how we conduct business.



## NEW PRODUCT INNOVATION SHOWCASE

Where forward-thinking design meets precision craftsmanship, this collection challenges the limits of what's possible. With advanced materials, intuitive mobility, and modular flexibility, it's built to serve the needs of modern hospitality—and the spaces we haven't imagined yet.



### LUXE

Mobile Bar System

Elevated design meets effortless performance. The Luxe Bar Collection pairs sculptural elegance with modern functionality, delivering a premium bar experience for the most refined hospitality environments.

[More information on page 19](#)

### ELEMENT

MOBILE CART

With sleek finishes, refined aesthetics and multi-functional by design, ELEMENT activates any event with style.

[More information on page 21](#)



### MEDIA PODIUM

Enhance your meetings and events with a podium designed for the digital age. From corporate boardrooms to large event spaces, it transforms every presentation into a seamless experience.

[More information on page 27](#)





# SOPHISTICATED SIMPLICITY

A successful meeting begins with the right table for the right event. iDesign Tables™ combine the look of contemporary event furniture with the durability needed to withstand day-to-day set, strike, and store. This product is purpose-built with contoured comfort grips for ease of lifting and carrying, and a reimagined vinyl perimeter designed to endure wear and tear. With scratch-resistant laminate, and a tough aluminum chassis that contains at least 70% recycled material, this lightweight linenless table is a must-have powerhouse product.



Epicurean Atlanta, Autograph Collection



DS3072

## Rectangle w/ Roman II & H Legs

| Size      | Weight | Model  |
|-----------|--------|--------|
| 18" x 60" | 29 lbs | DS1860 |
| 18" x 72" | 32 lbs | DS1872 |
| 18" x 96" | 36 lbs | DS1896 |
| 24" x 60" | 33 lbs | DS2460 |
| 24" x 72" | 38 lbs | DS2472 |
| 24" x 96" | 47 lbs | DS2496 |
| 30" x 60" | 39 lbs | DS3060 |
| 30" x 72" | 46 lbs | DS3072 |
| 30" x 96" | 56 lbs | DS3096 |
| 36" x 60" | 47 lbs | DS3660 |
| 36" x 72" | 53 lbs | DS3672 |
| 36" x 96" | 68 lbs | DS3696 |



DS3072AL

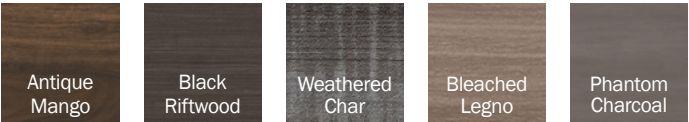
## Rectangle w/ A Legs

| Size      | Weight | Model    |
|-----------|--------|----------|
| 18" x 60" | 29 lbs | DS1860AL |
| 18" x 72" | 32 lbs | DS1872AL |
| 18" x 96" | 36 lbs | DS1896AL |
| 24" x 60" | 33 lbs | DS2460AL |
| 24" x 72" | 38 lbs | DS2472AL |
| 24" x 96" | 47 lbs | DS2496AL |
| 30" x 60" | 39 lbs | DS3060AL |
| 30" x 72" | 46 lbs | DS3072AL |
| 30" x 96" | 56 lbs | DS3096AL |
| 36" x 60" | 47 lbs | DS3660AL |
| 36" x 72" | 53 lbs | DS3672AL |
| 36" x 96" | 68 lbs | DS3696AL |




iDesign Tables™ featuring Endure Perimeter™  
Learn more on page 39

## Laminate Options\*



[View more laminate options on page 40](#)

## Endure Perimeter™ & Leg Finishes\*



\*Printed color may vary from the actual product. To ensure/confirm your design needs call for color sample.



Liver by Loews Arlington



DMTT6MP

#### Detachable Modesty Panel

| Length | Description   | Model    |
|--------|---------------|----------|
| 5'     | Powder Coated | DS1060MP |
| 6'     | Powder Coated | DS1072MP |
| 8'     | Powder Coated | DS1096MP |



DC3060

#### Serpentine w/ H Legs

| Diameter   | Weight | Model  |
|------------|--------|--------|
| 60" radius | 37 lbs | DC3060 |



CL30723S

#### Registration Panel

| Size | Weight | Model    |
|------|--------|----------|
| 6'   | 13 lbs | DS30723S |
| 8'   | 14 lbs | DS30963S |



DS3636

#### Card Table w/ Individual Folding Legs

| Size      | Weight | Model  |
|-----------|--------|--------|
| 36" x 36" | 33 lbs | DS3636 |

#### Hide-A-Way Power



DS60HR

#### Half Round w/ Individual Folding Legs

| Size | Weight | Model  |
|------|--------|--------|
| 60"  | 41 lbs | DS60HR |
| 72"  | 65 lbs | DS72HR |





[two tables in one]

## MULTI-FUNCTION AND PURPOSE DRIVEN DESIGN

This well-crafted 2-in-1 table boasts the quality, style, and durability only Southern Aluminum can deliver. The lightweight aluminum foundation is designed to support up to 2,000 lbs. yet has a refined, contemporary look and feel. A sturdy foldable leg base, a durable vinyl tabletop perimeter, and a drop-down modesty panel with optional integrated power adds richness to this versatile and powerful linenless product.



AC Hotel Arlington National Landing

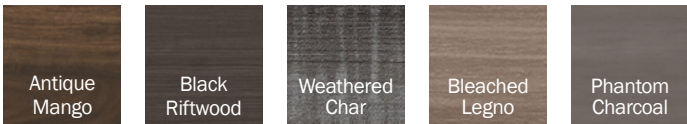


DT3072FV




T2 Tables™ featuring Endure Perimeter™  
Learn more on page 39

### Laminate Options\*



### Endure Perimeter™ & Leg Finishes\*



\*Printed color may vary from the actual product.  
To ensure/confirm your design needs call for color sample.

[View more laminate options on page 40](#)

### T2 Tables™ - [two tables in one]

| Size          | Weight | Model  |
|---------------|--------|--------|
| 18"-30" x 63" | 45 lbs | DT3060 |
| 18"-30" x 72" | 53 lbs | DT3072 |
| 18"-30" x 96" | 61 lbs | DT3096 |
| 24"-36" x 72" | 67 lbs | DT3672 |
| 24"-36" x 96" | 78 lbs | DT3696 |

### Hide-A-Way Power



Branded Front

Back

### Meeting Essentials Podium

Our lightweight and functional Podium is designed to organize cords and minimize clutter to complete your linenless meeting needs. Available custom branded sign at additional cost.

| Description            | Model |
|------------------------|-------|
| Podium                 | PDREG |
| 10" x 10" Branded Sign |       |

# SEAMLESS

## Banquet Round Tables

### SEAMLESS SETTINGS

Set the scene with Southern Aluminum’s seamless banquet rounds and oval tables. These linenless tables with modern yet timeless A legs provide a stylish and design forward look for all banquets and events. These characteristics provide a powerful operations peace-of-mind taking only seconds to sanitize, eliminating the need to launder linens between use.



### Seamless Rounds w/ A Legs

| Dia. | Weight | Model    |
|------|--------|----------|
| 60"  | 58 lbs | DS60RDAL |
| 66"  | 69 lbs | DS66RDAL |
| 72"  | 80 lbs | DS72RDAL |



### Ovals w/ A Legs

| Size      | Weight  | Model    |
|-----------|---------|----------|
| 48" x 84" | 82 lbs  | DS4884AL |
| 60" x 96" | 104 lbs | DS6096AL |

### Seamless Rounds w/ Roman II or H Legs

| Dia. | Weight | Model  |
|------|--------|--------|
| 60"  | 58 lbs | DS60RD |
| 66"  | 69 lbs | DS66RD |
| 72"  | 80 lbs | DS72RD |


### Rounds w/ Individual Folding Legs

| Size | Weight | Model  |
|------|--------|--------|
| 48"  | 40 lbs | DS48RD |




Seamless Round featuring Endure Perimeter™  
Learn more on page 39

### Seamless Laminate Options\*



### Endure Perimeter™ & Leg Finishes\*



\*Printed color may vary from the actual product. To ensure/confirm your design needs call for color sample.




# XCube

TABLES™

## ACTIVATE WITH EASE

With a sleek and minimalistic design, XCube Tables™ are a must-have versatile, durable, and lightweight table with an interchangeable folding base featuring Engage Locking System™. The simplicity of this product can take a supporting role or be the headliner for any event. Design the table with a choice of complementing powder coat and laminate combinations or choose the one-of-a-kind Swirl® pattern for a great visual effect.

 XCube Tables™ designed with Engage Locking System™



JW Marriott Dallas Arts District



XD30R-36HXSQ

XD3672-42HXSQ

XD2424-36HXSQ



42HXSQ

### iDesign™ XCube Tops

| Description    | Weight | Model  |
|----------------|--------|--------|
| 24" Square top | 13 lbs | XD2424 |
| 30" Round top  | 24 lbs | XD30RD |
| 36" Square top | 26 lbs | XD3636 |
| 36" Round top  | 26 lbs | XD36RD |
| 36" x 72" top  | 47 lbs | XD3672 |

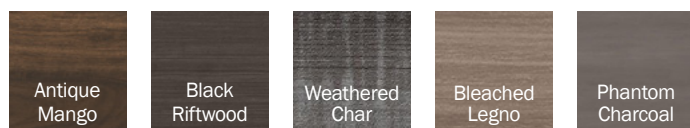
### XCube Engage Bases

| Height | Weight | Model  |
|--------|--------|--------|
| 30"    | 7 lbs  | 30HXSQ |
| 36"    | 8 lbs  | 36HXSQ |
| 42"    | 9 lbs  | 42HXSQ |




iDesign XCube Tables™ featuring Endure Perimeter™  
Learn more on page 39

### Laminate Options\*



[View more laminate options on page 40](#)

### Endure Perimeter™ & Base Finishes\*



\* Black is the standard base color for Alulite & Swirl tops.

\*Printed color may vary from the actual product. To ensure/confirm your design needs call for color sample.



X02424-42TOXSB

X030R-30TOXSB

### XCube Outdoor Tops

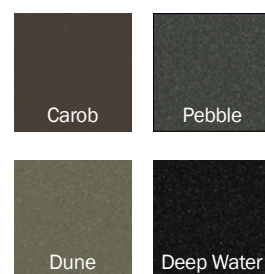
| Description    | Weight | Model  |
|----------------|--------|--------|
| 24" Square top | 13 lbs | X02424 |
| 30" Round top  | 24 lbs | X030RD |
| 36" Square top | 26 lbs | X03636 |
| 36" Round top  | 26 lbs | X036RD |
| 36" x 72" top  | 47 lbs | X03672 |



### XCube Outdoor Engage Bases

| Height | Weight | Model   |
|--------|--------|---------|
| 30"    | 24 lbs | 30TOXSB |
| 36"    | 25 lbs | 36TOXSB |
| 42"    | 26 lbs | 42TOXSB |

### Powder Coat Finish Options\*



XA3672-42HXBSQ

XA30RD-36HXBSQ

XA2424-36HXBSQ

### Alulite® XCube Tops

| Description    | Weight | Model  |
|----------------|--------|--------|
| 24" Square top | 11 lbs | XA2424 |
| 30" Round top  | 19 lbs | XA30RD |
| 36" Square top | 20 lbs | XA3636 |
| 36" Round top  | 20 lbs | XA36RD |
| 36" x 72" top  | 37 lbs | XA3672 |



XS3672-42HXBSQ


XS30RD-36HXBSQ

XS2424-36HXBSQ

### Swirl® XCube Tops

| Description    | Weight | Model  |
|----------------|--------|--------|
| 24" Square top | 11 lbs | XS2424 |
| 30" Round top  | 19 lbs | XS30RD |
| 36" Square top | 20 lbs | XS3636 |
| 36" Round top  | 20 lbs | XS36RD |
| 36" x 72" top  | 37 lbs | XS3672 |


### Alulite® Top Finish Options\*



\* Black is the standard base color for Alulite® tops.

\*Printed color may vary from the actual product. To ensure/confirm your design needs call for color sample.

### Swirl® Top Finish Options\*



\* Black is the standard base color for Swirl® tops.





## MOBILE DISPLAY TABLES

Our newest next gen rolling display, EVO, provides the next level in evolving service execution. EVO is designed to activate a myriad of meeting and event purposes from buffet and action stations to beverage and retail displays. Featuring easy-glide casters and a thoughtfully designed ganging device, EVO maximizes operational efficiencies when transporting to the next event or nesting them for convenient storage.



EV5

### EVO Sets

| Size   | Model |
|--|-------|
| Large, medium, small                                   | EV3   |
| Large, medium, small, two side tables                  | EV5   |
| Large, medium, small with Premium Top                  | EV3T  |
| Large, medium, small, two side tables with Premium Top | EV5T  |



EV2420


### EVO Side Table

| Size                                   | Model   |
|--|---------|
| 24" W X 20" L X 42" H                  | EV2420  |
| 24" W X 20" L X 42" H with Premium Top | EV2420T |

### Laminate Options\*



### Leg Finishes\*



\*Printed color may vary from the actual product. To ensure/confirm your design needs call for color sample.



EV3078

### EVO Tables

| Size                                   | Model   |
|--|---------|
| 30" W X 56" L X 30" H                  | EV3056  |
| 30" W X 67" L X 34" H                  | EV3067  |
| 30" W X 78" L X 38" H                  | EV3078  |
| 30" W X 56" L X 30" H with Premium Top | EV3056T |
| 30" W X 67" L X 34" H with Premium Top | EV3067T |
| 30" W X 78" L X 38" H with Premium Top | EV3078T |




EVGANG

### EVO Table Ganging Device

| Description                 | Model  |
|-----------------------------|--------|
| Multi-table ganging bracket | EVGANG |

### Premium Top Options\*



## FORM MEETS FUNCTION

This contemporary line of linenless nesting and buffet tables are flexible furnishings for traditional and non-traditional spaces. Synergy Nesting Furniture™ features architectural forward legs with discreet casters to effortlessly mobilize purpose-driven stations and buffets. Functional yet attractive, Synergy is poised to be as useful for event activation as it is for an alluring standalone furniture piece when not in use.



Marriott Knoxville Downtown



DN3SET

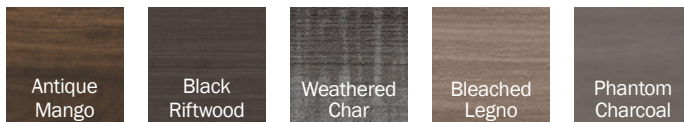
### Synergy Nesting Furniture™

| Size                         | Model  |
|------------------------------|--------|
| X-Large (30"W x 84"L x 41"H) | DN3084 |
| Large (30"W x 72"L x 36"H)   | DN3072 |
| Small (30"W x 60"L x 31"H)   | DN3060 |

### Synergy Nesting Furniture™ Sets


| Size                   | Model    |
|------------------------|----------|
| Small, Large & X-Large | DN3SET   |
| Large & X-Large        | DN3084ST |
| Small & Large          | DN3072ST |

### Laminate Options\*



[View more laminate options on page 40](#)

### Leg Finishes\*



\*Printed color may vary from the actual product. To ensure/confirm your design needs call for color sample.





MULTI-PURPOSE BY DESIGN

Specifically designed to be multi-functional and modular, the GL Table™ is a product line built for many purposes. Activate event stations, buffets, and bars, or use as communal and collaborative pods. Much like residential furniture, the gathering leg concept is designed to look like a one-piece table but is easily stored via removable legs and its attachments. Available in an array of color and laminate combinations, the GL Table™ is extremely sturdy and allows for easy mobility with a caster option.



GL3172-GLG42C

GL Table™ Top

| Description    | Model  |
|----------------|--------|
| 30¼" x 72" Top | GL3172 |



GL3172A-GLG42C

Alulite GL Table™ Top

| Description    | Model   |
|----------------|---------|
| 30¼" x 72" Top | GL3172A |



GL3172-GLG364

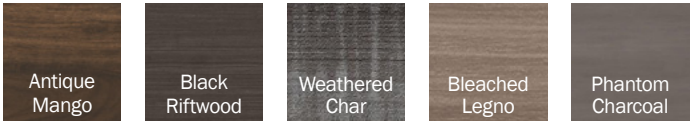
GL Table™ Legs

| Size           | Model   |
|----------------|---------|
| 36"            | GLG364  |
| 36" w/ Casters | GLG364C |
| 42"            | GLG424  |
| 42" w/ Casters | GLG424C |



GL Tables™ featuring Endure Perimeter™  
Learn more on page 39

Laminate Options\*




[View more laminate options on page 40](#)

Alulite Finish Options\*



\*Printed color may vary from the actual product. To ensure/confirm your design needs call for color sample.

Endure Perimeter™ & Leg Finishes\*





### GL Bar System

| Description | Model |
|-------------|-------|
| Bar System  | GLSYS |

The GL Bar System consists of a GL Table™ with 42" high caster legs, a 42" high caster leg enclosure panel, shelf, speed rail and power.

**A** Caster Enclosure Panel 42" High  
GL30MP42C



Caster has 360° turning ability with enclosure panel.



**B** GL Bar Speed Rail  
GL42DSR

**C** GL Shelf  
GLSHELF

GLSYS

### GL Table™ Enclosure Panel

| Description                              | Model     |
|--|-----------|
| 36" High Enclosure Panel                 | GL30MP36  |
| 36" High Enclosure Panel for Caster Legs | GL30MP36C |
| 42" High Enclosure Panel                 | GL30MP42  |
| 42" High Enclosure Panel for Caster Legs | GL30MP42C |

### GL Shelf

| Description                  | Model   |
|------------------------------|---------|
| Shelf for GL Enclosure Panel | GLSHELF |

### GL Power Unit

| Description          |
|----------------------|
| Flip-Down Power Unit |

### GL Bar Speed Rail

| Description                 | Model   |
|-----------------------------|---------|
| Speed Rail for 36" GL Table | GL36DSR |
| Speed Rail for 42" GL Table | GL42DSR |



GLCART3172

### GL Table Truck

| Description              | Capacity | Model    |
|--------------------------|----------|----------|
| 30" x 72" GL Table Truck | 4 tables | GLCART72 |



# MOBILE BAR SYSTEMS

Next-Gen Mobile Bars to Elevate Any Event

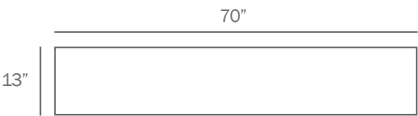
## MOBILE BAR FRONTS

Now serving up the next generation of mobile bar systems with industry-first features, the MADISON and AVENUE are handcrafted with the end user in mind by bringing to life purposeful functionality and operational efficiencies. Powered through customer collaboration and hospitality expert insights, this new product is poised to effectively activate beverage and cocktail stations no matter the event size.



# AVENUE

Bar Top Dimensions



CC-AvenueFrontBarSS

**Custom Branded Sign**

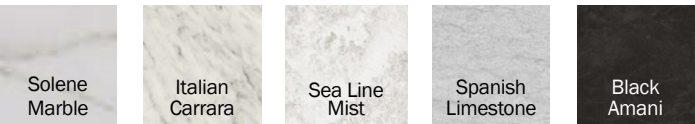
23" x 23" brushed aluminum Dibond® material with custom logo. Affixed with 1" machined standoffs. Available on AVENUE and MADISON Mobile Bar Systems at an additional cost.

| Description  | Size      |
|--------------|-----------|
| Branded Sign | 23" x 23" |

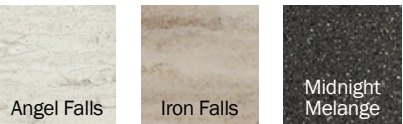
### AVENUE Mobile Front Bar

| Description               | Size                                  | Model    |
|---------------------------|---------------------------------------|----------|
| Bar with ½" Top           | 71 ½"W x 48"H x 28"D                  | CCFBave  |
| Bar with 1 ½" Premium Top | 71 ½"W x 49"H x 28"D with Premium Top | CCFBavSS |

### ½" Avenue Bar Top Surface Options\*



### 1 ½" Premium Option\*

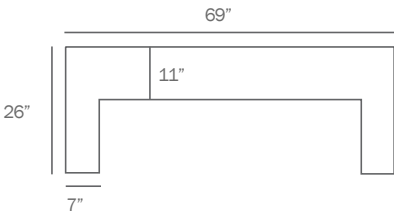


\*Printed color may vary from the actual product. To ensure/confirm your design needs call for color sample.



# MADISON

Bar Top Dimensions



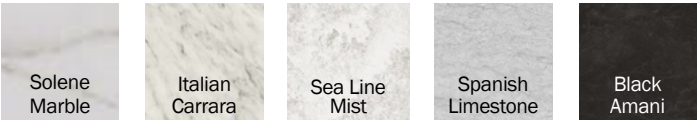
CC-MadisonFrontBar



## MADISON Mobile Front Bar

| Description     | Size                 | Model   |
|-----------------|----------------------|---------|
| Bar with ½" Top | 71 ½"W x 48"H x 28"D | CCFBMad |

### ½" Madison Bar Top Surface Options\*



\*Printed color may vary from the actual product. To ensure/confirm your design needs call for color sample.



## Mobile Beverage Cart

Mobile Beverage Cart with stainless steel ice well, drainage collection system and storage cabinet.

| Size                   | Model |
|------------------------|-------|
| 48 ½"W x 32"H x 29 ½"D | CCBC  |



# MOBILE BAR SYSTEMS

Next-Gen Mobile Bars to Elevate Any Event

## MOBILE BEVERAGE DISPLAYS

Elevate retail, buffet, and bar displays through Southern Aluminum's expanded back bar designs. Purpose-built to complement front bars, or to be used as a standalone feature, this product allows for smooth mobility, a plethora of merchandising space, and an optional integrated lighting kit to highlight product.



### HUDSON



CCBBHud

### GRAPEVINE



CCBBGrap

### COLUMBIA



CCBBCol

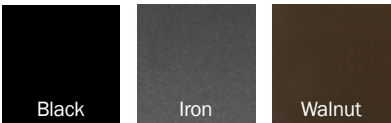
#### Mobile Beverage Displays

| Size                | Model    |
|---------------------|----------|
| 60"W x 74¼"H x 20"D | CCBBHud  |
| 60"W x 74¼"H x 20"D | CCBBGrap |
| 60"W x 74"H x 20"D  | CCBBCol  |

#### Laminate Options\*



#### Frame Finishes\*



\*Printed color may vary from the actual product. To ensure/confirm your design needs call for color sample.



#### Accent Lighting Kit

Model  
CC-BBLight

Accent Lighting Kit provides illumination on top 3 shelves. Available on Hudson and Grapevine mobile beverage displays.

# ELEVATE

DISPLAY SYSTEM™

## THE NEXT LEVEL OF ACTIVATION

This mobile shelving and cabinet system is ideal for traditional meeting and event breaks, beverage stations, and buffets as well as retail applications. Maximize your offerings by combining the larger center piece with two side pieces and design a 10' functional display with optional storage cabinets for extra space. Equipped with hidden caster wheels, ELEVATE provides an ease of mobility through any type of venue space.



VBLR-CI

### Large Elevate Display

| Description                          | Model   |
|--------------------------------------|---------|
| Large Display                        | VBLR    |
| Large Display w/ Cabinet             | VBLR-C  |
| Large Display w/ Cabinet & Ice Wells | VBLR-CI |

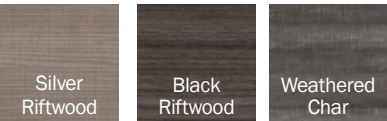


VBSR-C


### Small Elevate Display

| Description              | Model  |
|--------------------------|--------|
| Small Display            | VBSR   |
| Small Display w/ Cabinet | VBSR-C |

### Laminate Options\*



### Frame Finishes\*



\*Printed color may vary from the actual product. To ensure/confirm your design needs call for color sample.



# LUXE

Mobile Bar System

## HIGH-END MOBILE BAR EXPERIENCE

The Luxe Bar brings Art Deco-inspired curves, refined finishes, and integrated lighting together in a striking, mobile design. Hidden casters keep the look seamless while allowing the bar to move easily between events.

The Luxe Back Bar completes the setup with matching geometry, ambient lighting, and concealed storage that keeps service organized and elevated. Together, they create a cohesive, high-end bar experience that blends beauty, functionality, and sophistication.



NEW PRODUCT

# LUXE

Mobile Front Bar

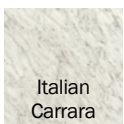


CC-FBLuxe

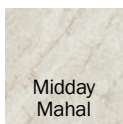
### LUXE Mobile Front Bar

| Size   | Model     |
|--|-----------|
| 48 $\frac{3}{4}$ "W x 74 $\frac{3}{4}$ "H x 29"D | CC-FBLuxe |

### LUXE Bar Top Surface Options\*

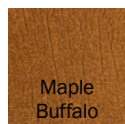


Italian  
Carrara

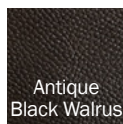


Midday  
Mahal

### LUXE Leather Options\*

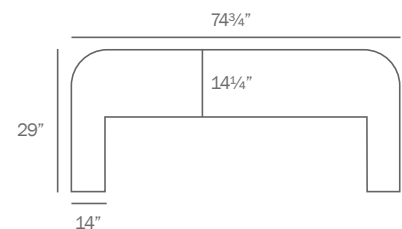


Maple  
Buffalo



Antique  
Black Walrus

### Bar Top Dimensions



\*Printed color may vary from the actual product. To ensure/confirm your design needs call for color sample.



NEW PRODUCT

# LUXE

Mobile Back Bar




CC-BBLuxe

## LUXE Mobile Back Bar

| Size                 | Model     |
|----------------------|-----------|
| 71"W x 77½"H x 24¾"D | CC-BBLuxe |

### Frame Finishes\*





# ELEMENT

## MOBILE CART

### VERSATILE SERVICE CART

ELEMENT mobile cart delivers elevated form and function for meetings, banquets, and hospitality events. Featuring a modern brushed stainless steel frame and durable laminate shelves, ELEMENT is built for strength, mobility, and lasting performance. Optional fold-away side shelves and interchangeable inserts add service flexibility, empowering teams to activate with style and ease.



NEW PRODUCT



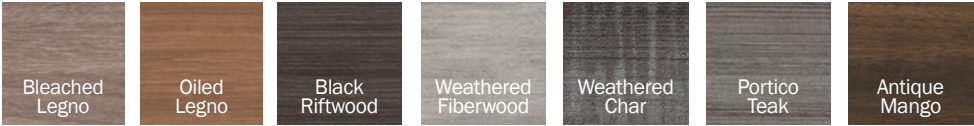
ELBS



ELBS-SI


| Description                          | Size                               | Brushed Model | Painted Model | Polished Model |
|--------------------------------------|------------------------------------|---------------|---------------|----------------|
| Solid top                            | 47"W x 41"H x 22½"D                | ELBS          | ELP           | ELPS           |
| Beverage inserts top                 |                                    | ELBS-I        | ELP-I         | ELPS-I         |
| Solid top<br>side shelves            | 51"W x 41"H x 22½"D - Shelves down | ELBS-S        | ELP-S         | ELPS-S         |
| Beverage inserts top<br>side shelves | 87"W x 41"H x 22½"D - Shelves up   | ELBS-SI       | ELP-SI        | ELPS-SI        |

### Laminate Options\*



\*Printed color may vary from the actual product. To ensure/confirm your design needs call for color sample.

### Frame Options\*



# KNOCKDOWN

## P E D E S T A L

### SEAMLESS SET AND STRIKE

The Knockdown Pedestal is perfectly designed for guests to gather around to network and collaborate. The pedestal base and removable top makes this an easy product to set, strike and store. Available finishes include Swirl or a choice of scratch-resistant laminate to complement any space design.



For color options see page 31



For color options see page 23



For color options see page 5



iDesign Knockdown Pedestal Tables featuring Endure Perimeter™ Learn more on page 39

### Alulite® Top; Knockdown Pedestal

| Size              | Weight | Model      |
|-------------------|--------|------------|
| 30R x 30"         | 24 lbs | AL30RD30KD |
| 30R x 42"         | 25 lbs | AL30RD42KD |
| 30R x 30"/42"*    | 29 lbs | AL30RDAJKD |
| 36R x 30"         | 29 lbs | AL36RD30KD |
| 36R x 42"         | 30 lbs | AL36RD42KD |
| 36R x 30"/42"*    | 34 lbs | AL36RDAJKD |
| 30R x 30"/36"/42" | 26 lbs | AL30RD3HKD |
| 36R x 30"/36"/42" | 31 lbs | AL36RD3HKD |

### Swirl® Top; Knockdown Pedestal

| Size              | Weight | Model      |
|-------------------|--------|------------|
| 30R x 30"         | 24 lbs | SA30RD30KD |
| 30R x 42"         | 25 lbs | SA30RD42KD |
| 30R x 30"/42"*    | 29 lbs | SA30RDAJKD |
| 36R x 30"         | 29 lbs | SA36RD30KD |
| 36R x 42"         | 30 lbs | SA36RD42KD |
| 36R x 30"/42"*    | 34 lbs | SA36RDAJKD |
| 30R x 30"/36"/42" | 26 lbs | SA30RD3HKD |
| 36R x 30"/36"/42" | 31 lbs | SA36RD3HKD |

### iDesign™ Top; Knockdown Pedestal

| Size              | Weight | Model      |
|-------------------|--------|------------|
| 30R x 30"         | 27 lbs | DS30RD30KD |
| 30R x 42"         | 28 lbs | DS30RD42KD |
| 30R x 30"/42"*    | 32 lbs | DS30RDAJKD |
| 36R x 30"         | 33 lbs | DS36RD30KD |
| 36R x 42"         | 34 lbs | DS36RD42KD |
| 36R x 30"/42"*    | 38 lbs | DS36RDAJKD |
| 30R x 30"/36"/42" | 29 lbs | DS30RD3HKD |
| 36R x 30"/36"/42" | 35 lbs | DS36RD3HKD |

\*One top comes with two columns (30" and 42" high).  
Square Top available at the same price as Round Top.  
Does not include 36" top.





### ONE-OF-A-KIND DESIGN

There is nothing like it in the market! This handcrafted etched aluminum table is one of Southern Aluminum’s signature products. Known simply in the industry as “Swirl”, its pattern creates a depth of design that only adds to the durability and functionality. Built to support up to 2,000 lbs., Swirl Tables® are available in a myriad of sizes, shapes, and colors to complement the design of any space in which it is activated.



Live! Casino Hotel Maryland



SA3072

#### Rectangle w/ Roman II or H Leg

| Size      | Weight | Model  |
|-----------|--------|--------|
| 18" x 60" | 24 lbs | SA1860 |
| 18" x 72" | 26 lbs | SA1872 |
| 18" x 96" | 32 lbs | SA1896 |
| 24" x 60" | 28 lbs | SA2460 |
| 24" x 72" | 32 lbs | SA2472 |
| 24" x 96" | 41 lbs | SA2496 |
| 30" x 60" | 32 lbs | SA3060 |
| 30" x 72" | 37 lbs | SA3072 |
| 30" x 96" | 46 lbs | SA3096 |
| 36" x 60" | 37 lbs | SA3660 |
| 36" x 72" | 43 lbs | SA3672 |
| 36" x 96" | 54 lbs | SA3696 |



SA3096HA

#### Rectangle w/ Adjustable Height Legs

| Size      | Weight | Model    |
|-----------|--------|----------|
| 18" x 60" | 25 lbs | SA1860HA |
| 18" x 72" | 27 lbs | SA1872HA |
| 18" x 96" | 33 lbs | SA1896HA |
| 24" x 60" | 29 lbs | SA2460HA |
| 24" x 72" | 33 lbs | SA2472HA |
| 24" x 96" | 42 lbs | SA2496HA |
| 30" x 60" | 33 lbs | SA3060HA |
| 30" x 72" | 38 lbs | SA3072HA |
| 30" x 96" | 47 lbs | SA3096HA |
| 36" x 60" | 38 lbs | SA3660HA |
| 36" x 72" | 44 lbs | SA3672HA |
| 36" x 96" | 55 lbs | SA3696HA |

Adj. Height H legs (HA) from 24.75" to 34.75" high.







SA3072HC

#### Rectangle w/ H Legs with Locking Casters

| Size      | Weight | Model    |
|-----------|--------|----------|
| 18" x 60" | 25 lbs | SA1860HC |
| 18" x 72" | 27 lbs | SA1872HC |
| 18" x 96" | 33 lbs | SA1896HC |
| 24" x 60" | 29 lbs | SA2460HC |
| 24" x 72" | 33 lbs | SA2472HC |
| 24" x 96" | 42 lbs | SA2496HC |
| 30" x 60" | 33 lbs | SA3060HC |
| 30" x 72" | 38 lbs | SA3072HC |
| 30" x 96" | 47 lbs | SA3096HC |
| 36" x 60" | 38 lbs | SA3660HC |
| 36" x 72" | 44 lbs | SA3672HC |
| 36" x 96" | 55 lbs | SA3696HC |

### Swirl® Finish Options\*



Black is the standard leg color for Swirl® tables

\*Printed color may vary from the actual product.  
To ensure/confirm your design needs call for color sample.



SA1060T

#### Table Top Tiers (12" high)

| Size      | Weight | Model   |
|-----------|--------|---------|
| 10" x 60" | 11 lbs | SA1060T |
| 10" x 72" | 12 lbs | SA1072T |
| 10" x 96" | 15 lbs | SA1096T |



SC3060  
SC100T

#### Serpentine w/ H Legs

| Dia.         | Weight | Model  |
|--------------|--------|--------|
| 60" radius   | 37 lbs | SC3060 |
| outside tier | 15 lbs | SC100T |
| inside tier  | 12 lbs | SC10IT |



SA3048

#### Card Table w/ Individual Folding Legs

| Size      | Weight | Model  |
|-----------|--------|--------|
| 30" x 48" | 28 lbs | SA3048 |
| 36" x 36" | 29 lbs | SA3636 |



SA60HR

#### Half-Round w/ Individual Folding Legs

| Dia. | Weight | Model  |
|------|--------|--------|
| 60"  | 34 lbs | SA60HR |
| 72"  | 54 lbs | SA72HR |
| 30"  | 40 lbs | SA60QR |



The Jacquard, Autograph Collection



SA72RD

#### Rounds w/ A Legs

| Dia. | Weight | Model    |
|------|--------|----------|
| 60"  | 50 lbs | SA60RDAL |
| 66"  | 61 lbs | SA66RDAL |
| 72"  | 72 lbs | SA72RDAL |

#### Rounds w/ Roman II or H Legs

| Dia. | Weight | Model  |
|------|--------|--------|
| 60"  | 50 lbs | SA60RD |
| 66"  | 61 lbs | SA66RD |
| 72"  | 72 lbs | SA72RD |

#### Rounds w/ Individual Folding Legs

| Dia. | Weight | Model  |
|------|--------|--------|
| 48"  | 32 lbs | SA48RD |



SA4884AL

#### Ovals w/ A Legs

| Size      | Weight | Model  |
|-----------|--------|--------|
| 48" x 84" | 62 lbs | SA4884 |
| 60" x 96" | 70 lbs | SA6096 |





FINISH WITH FINESSE

Effortlessly transform the look of a meeting or event with custom-crafted spandex. Available in a selection of colors, the spandex wrap slips on easily and sculpts to the shape of the base and legs of the table.



Sheraton Commander Hotel



SPAN306



SPAN306

Rectangle Spandex

| Table Size | Model   |
|------------|---------|
| 18" x 60"  | SPAN185 |
| 18" x 72"  | SPAN186 |
| 18" x 96"  | SPAN188 |
| 24" x 60"  | SPAN245 |
| 24" x 72"  | SPAN246 |
| 24" x 96"  | SPAN248 |
| 30" x 60"  | SPAN305 |
| 30" x 72"* | SPAN306 |
| 30" x 96"  | SPAN308 |
| 36" x 60"  | SPAN365 |
| 36" x 72"  | SPAN366 |
| 36" x 96"  | SPAN368 |

\*Also fits serpentine



SPAN306-3S

3-Sided Modesty Wrap Spandex

| Table Size | Model     |
|------------|-----------|
| 18" x 60"  | SPAN1853S |
| 18" x 72"  | SPAN1863S |
| 18" x 96"  | SPAN1883S |
| 24" x 60"  | SPAN2453S |
| 24" x 72"  | SPAN2463S |
| 24" x 96"  | SPAN2483S |
| 30" x 60"  | SPAN3053S |
| 30" x 72"  | SPAN3063S |
| 30" x 96"  | SPAN3083S |
| 36" x 60"  | SPAN3653S |
| 36" x 72"  | SPAN3663S |
| 36" x 96"  | SPAN3683S |

Available Colors\*



\*Printed color may vary from the actual product. To ensure/ confirm your design needs call for color sample.



SP5R

### Round Spandex

| Table Size | Model   |
|------------|---------|
| 48"        | SPAN4R  |
| 60"        | SPAN5R  |
| 66"        | SPAN66R |
| 72"        | SPAN6R  |



Aloft Jacksonville Tapestry Park



SP106

### Tier Spandex

| Table Size | Model   |
|------------|---------|
| 10" x 60"  | SPAN105 |
| 10" x 72"  | SPAN106 |
| 10" x 96"  | SPAN108 |



SPAN5HR

### Specialty Spandex

| Table Size                      | Model     |
|---------------------------------|-----------|
| 60" quarter round               | SPAN5QR   |
| 60" half round                  | SPAN5HR   |
| 72" half round                  | SPAN6HR   |
| 30" x 72"<br>w/ Adj legs to 34" | SPAN30634 |
| 30" x 48"                       | SPAN304   |



SPAN30R42



SPAN30R30

### Round Pedestal Spandex

| Table Size           | Model     |
|----------------------|-----------|
| 30" ROUND x 30" high | SPAN30R30 |
| 30" ROUND x 42" high | SPAN30R42 |
| 36" ROUND x 30" high | SPAN36R30 |
| 36" ROUND x 42" high | SPAN36R42 |



SPAN30S42

### Square Pedestal Spandex

| Table Size            | Model     |
|-----------------------|-----------|
| 30" SQUARE x 30" high | SPAN30S30 |
| 30" SQUARE x 42" high | SPAN30S42 |
| 36" SQUARE x 30" high | SPAN36S30 |
| 36" SQUARE x 42" high | SPAN36S42 |



# MEDIA PODIUM

## MODERNIZED MEETINGS

Enhance your meetings and events with a podium designed for the digital age. The Southern Aluminum Media Podium integrates a built-in HD display, giving presenters the ability to showcase visuals, stream content or share live updates without extra equipment. Sleek, mobile and sustainable, it delivers a professional presence that keeps audiences engaged and messages clear. From corporate boardrooms to large event spaces, it transforms every presentation into a seamless experience.




NEW PRODUCT



PDMED-TV

| Media Podium                |                   |        |           |
|-----------------------------|-------------------|--------|-----------|
| Description                 | Size              | Weight | Model     |
| Media Version               | 18¼" x 21" x 50½" | 59 lbs | PDMED-TV  |
| Non-Media Version           | 18¼" x 21" x 50½" | 46 lbs | PDMED     |
| Media Podium Cover          |                   |        | MPODCOVER |
| Media Podium Cover Branding |                   |        |           |

### Laminate Options\*



\*Printed color may vary from the actual product. To ensure/confirm your design needs call for color sample.

# AXIS

MOBILE LINENLESS TABLE

## FLEXIBLE FUNCTIONALITY

Motivated to design a flexible table that delivers the right functionality for the right purpose, AXIS offers smooth mobility, versatility, and seamless nesting for meetings, training environments, conference centers, and more.



AXD2472



AXDF2472C

### AXIS ATX Table

| Size      | Weight | Model  |
|-----------|--------|--------|
| 24" x 60" | 65 lbs | AX2460 |
| 24" x 72" | 75 lbs | AX2472 |

Flip-top table design.

### AXIS FTX Table


| Size      | Weight | Model    |
|-----------|--------|----------|
| 24" x 60" | 57 lbs | AX2460FC |
| 24" x 72" | 59 lbs | AX2472FC |

Fixed table top design.




AXIS Tables™ featuring Endure Perimeter™  
Learn more on page 39

### Laminate Options\*



### Endure Perimeter™ & Leg Finishes\*



### Modesty Panel Options\*



[View more laminate options on page 40](#)

\*Printed color may vary from the actual product. To ensure/confirm your design needs call for color sample.



# TAYLOR

— OUTDOOR COLLECTION —

INSPIRED BY TRADITION, POWERED BY INNOVATION

Designed to weather the elements, the Taylor Outdoor Collection is a modern twist on a timeless classic. Taylor is designed with a slat-style tabletop and constructed from high-grade aluminum with a durable UV protected powder coat finish. Taylor is the perfect solution for your outdoor space needs regardless of the forecast.



T066RD



T03072


Taylor Round Tables

| Size      | Weight | Model  |
|-----------|--------|--------|
| 60" Round | 60 lbs | T060RD |
| 66" Round | 72 lbs | T066RD |
| 72" Round | 85 lbs | T072RD |

Taylor Rectangle Tables

| Size      | Weight | Model  |
|-----------|--------|--------|
| 30" x 72" | 54 lbs | T03072 |
| 30" x 96" | 66 lbs | T03096 |

Powder Coat Finish Options\*



\*Printed color may vary from the actual product.  
To ensure/confirm your design needs call for color sample.

# VERGE

A DYNAMIC COLLECTION

## DYNAMICALLY DESIGNED

VERGE is dynamically designed for both indoor and outdoor use and is a collection of event and picnic style tables. This new collection will effectively outfit outdoor dining, venue spaces, and recreational areas with modern appeal. VERGE is constructed from high-grade aluminum making it stronger and longer lasting for all-weather purposes. Available in durable UV protected powder coat finishes and optional sublimated surfaces, VERGE is poised to elevate the style and design of any setting.



Table: VG3672  
Bench: VG1272



VGS72

### VERGE Event Table

| Size      | Weight  | Model  |
|-----------|---------|--------|
| 36" x 72" | 137 lbs | VG3672 |
| 36" x 96" | 170 lbs | VG3696 |

### VERGE Picnic Table

| Size | Weight  | Model |
|------|---------|-------|
| 6'   | 220 lbs | VGS72 |
| 8'   | 266 lbs | VGS96 |


### VERGE Bench

| Size      | Weight | Model  |
|-----------|--------|--------|
| 12" x 72" | 57 lbs | VG1272 |
| 12" x 96" | 70 lbs | VG1296 |

### Powder Coat Finish Options\*



### Sublimated Finish Options\*



\*Printed color may vary from the actual product. To ensure/confirm your design needs call for color sample.





### INDUSTRY ICON

Known as the workhorse of the industry, Alulite Tables® have been, and continue to be, the lightest linenless tables in the industry. Produced for over 40 years, this heritage product to Southern Aluminum is durable, reliable, and versatile. Crafted from aircraft-grade aluminum extrusions and 100% recyclable material, this iconic brand is ideal for indoor and outdoor use.



AL3072



AL3072HA



AL3072HC

#### Rectangle w/ Wishbone, Roman II or H Legs

| Size      | Weight | Model  |
|-----------|--------|--------|
| 18" x 60" | 24 lbs | AL1860 |
| 18" x 72" | 26 lbs | AL1872 |
| 18" x 96" | 32 lbs | AL1896 |
| 24" x 60" | 28 lbs | AL2460 |
| 24" x 72" | 32 lbs | AL2472 |
| 24" x 96" | 41 lbs | AL2496 |
| 30" x 60" | 32 lbs | AL3060 |
| 30" x 72" | 37 lbs | AL3072 |
| 30" x 96" | 46 lbs | AL3096 |
| 36" x 60" | 37 lbs | AL3660 |
| 36" x 72" | 43 lbs | AL3672 |
| 36" x 96" | 54 lbs | AL3696 |

#### Rectangle w/ Adjustable Height Legs


| Size      | Weight | Model    |
|-----------|--------|----------|
| 18" x 60" | 25 lbs | AL1860HA |
| 18" x 72" | 27 lbs | AL1872HA |
| 18" x 96" | 33 lbs | AL1896HA |
| 24" x 60" | 29 lbs | AL2460HA |
| 24" x 72" | 33 lbs | AL2472HA |
| 24" x 96" | 42 lbs | AL2496HA |
| 30" x 60" | 33 lbs | AL3060HA |
| 30" x 72" | 38 lbs | AL3072HA |
| 30" x 96" | 47 lbs | AL3096HA |
| 36" x 60" | 38 lbs | AL3660HA |
| 36" x 72" | 44 lbs | AL3672HA |
| 36" x 96" | 55 lbs | AL3696HA |

#### H Legs w/ Locking Casters

| Size      | Weight | Model    |
|-----------|--------|----------|
| 18" x 60" | 25 lbs | AL1860HC |
| 18" x 72" | 27 lbs | AL1872HC |
| 18" x 96" | 33 lbs | AL1896HC |
| 24" x 60" | 29 lbs | AL2460HC |
| 24" x 72" | 33 lbs | AL2472HC |
| 24" x 96" | 42 lbs | AL2496HC |
| 30" x 60" | 33 lbs | AL3060HC |
| 30" x 72" | 38 lbs | AL3072HC |
| 30" x 96" | 47 lbs | AL3096HC |
| 36" x 60" | 38 lbs | AL3660HC |
| 36" x 72" | 44 lbs | AL3672HC |
| 36" x 96" | 55 lbs | AL3696HC |

Adj. Height H legs (HA) from 24.75" to 34.75" high

#### Finish Options\*



Black is the standard leg color for Alulite® tables

\*Printed color may vary from the actual product.  
To ensure/confirm your design needs call for color sample.



AL1060T

#### Table Top Tiers (12" high)

| Size      | Weight | Model   |
|-----------|--------|---------|
| 10" x 60" | 10 lbs | AL1060T |
| 10" x 72" | 12 lbs | AL1072T |
| 10" x 96" | 15 lbs | AL1096T |



AL60RD

#### Rounds w/ H Legs

| Diameter | Weight | Model  |
|----------|--------|--------|
| 60"      | 50 lbs | AL60RD |
| 66"      | 61 lbs | AL66RD |
| 72"      | 72 lbs | AL72RD |



AC3060

#### Serpentine w/ H Legs

| Diameter     | Weight | Model  |
|--------------|--------|--------|
| 60" radius   | 37 lbs | AC3060 |
| Outside Tier | 15 lbs | AC100T |
| Inside Tier  | 12 lbs | AC10IT |



AL48RD

#### Rounds w/ Individual Folding Legs

| Diameter | Weight | Model  |
|----------|--------|--------|
| 48"      | 32 lbs | AL48RD |



AL3048

#### Card Table w/ Individual Folding Legs

| Size      | Weight | Model  |
|-----------|--------|--------|
| 30" x 48" | 28 lbs | AL3048 |
| 36" x 36" | 29 lbs | AL3636 |



AL60HR

#### Half-Round w/ Individual Folding Legs

| Size | Weight | Model  |
|------|--------|--------|
| 60"  | 34 lbs | AL60HR |
| 72"  | 54 lbs | AL72HR |
| 30"  | 40 lbs | AL60QR |

# GHD Table Trucks

## BUILT TO PROTECT

Protect your table investment with GHD Table Trucks. Simply load and stack tables on the durable truck platform for safe transport to and from storage space. This cart drives on heavy duty casters for ease of maneuvering while riding over thresholds and gliding effortlessly over various surfaces.



TT306GHD

### GHD Rectangle Table Truck

| Loaded Cart Size | Table Size | Capacity | Weight  | Model    |
|------------------|------------|----------|---------|----------|
| 36½" x 78"       | 18" x 72"  | 20       | 127 lbs | TT186GHD |
| 36½" x 102"      | 18" x 96"  | 20       | 169 lbs | TT188GHD |
| 33½" x 78"       | 30" x 72"  | 10       | 120 lbs | TT306GHD |
| 33½" x 102"      | 30" x 96"  | 10       | 154 lbs | TT308GHD |



TT6VGHD

### Vertical GHD Table Truck

Recommended for 5' or 6' tables

| Loaded Cart Size | Capacity                | Weight  | Model   |
|------------------|-------------------------|---------|---------|
| 28" x 52"        | 7 - 60" or 72" H Tables | 158 lbs | TT6VGHD |
| 77⅞" tall loaded |                         |         |         |



TT72NR-P

### GHD Round Table Truck

| Loaded Cart Size | Table Size           | Capacity | Weight  | Model    |
|------------------|----------------------|----------|---------|----------|
| 31½" x 72½"      | 48" Round            | 5        | 127 lbs | TT48RGHD |
| 31½" x 72½"      | 60", 66" & 72" Round | 5        | 127 lbs | TT72RGHD |
| 105" x 62"       | Ovals                | 6        | 130 lbs | TTOVAL   |



TT16KD

### Knockdown Table Trucks

| Loaded Cart Size | Capacity | Weight  | Model  |
|------------------|----------|---------|--------|
| 32½" x 61"       | 8        | 120 lbs | TT8KD  |
| 32½" x 96"       | 16       | 130 lbs | TT16KD |



TTXCC10

### XCube Table Trucks

| Loaded Cart Size | Capacity                        | Weight  | Model   |
|------------------|---------------------------------|---------|---------|
| 33" x 78"        | 5 - 36" x 72" tops<br>10 bases  | 164 lbs | TTCXGHD |
| 30" x 52"        | 10 single-base tops<br>10 bases | 125 lbs | TTXCC10 |



TT72F

### Flat Loading Table Trucks

| Cart Size  | Size      | Capacity | Weight | Model |
|------------|-----------|----------|--------|-------|
| 24" x 76"  | 6' tables | 10 - 12  | 83 lbs | TT72F |
| 24" x 101" | 8' tables | 10 - 12  | 92 lbs | TT96F |



# towel

## CABANA

### POOLSIDE APPEAL

Innovative and functional, the Towel Cabana is the ultimate poolside storage solution for leisure amenities. Positioned as a zero-maintenance mobile towel valet, this is the perfect poolside partner.



CC-TC2

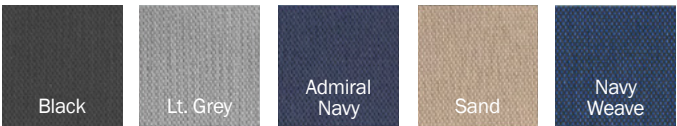
#### Towel Cabana

| Size                        | Weight  | Model |
|-----------------------------|---------|-------|
| 50 5/8" x 28 3/4" x 81 1/4" | 178 lbs | CCTC2 |

#### Towel Capacity

- Rolled Towel Capacity : 45
- Folded Towel Capacity : 37

#### Fabric Color Options\*



\*Printed color may vary from the actual product.  
To ensure/confirm your design needs call for color sample.

### BUILT FOR PERFORMANCE

Perform with confidence on the high-quality portable staging that is Alulite Stages™. Our aircraft-grade aluminum chassis supports an astounding 250lbs. per square foot and is available in both non-skid finish and carpet. The durable finishes hold up to sun exposure over time.



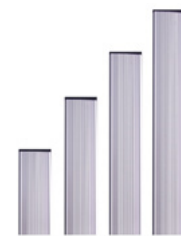
Aveda Institute



S4896NS

#### Stage Decks


| Size      | Weight  | Surface  | Legs Needed | Model   |
|-----------|---------|----------|-------------|---------|
| 48" x 48" | 56 lbs  | non-skid | 4           | ST4848N |
| 48" x 72" | 80 lbs  | non-skid | 6           | ST4872N |
| 48" x 96" | 96 lbs  | non-skid | 6           | ST4896N |
| 48" x 48" | 62 lbs  | carpeted | 4           | ST4848C |
| 48" x 72" | 89 lbs  | carpeted | 6           | ST4872C |
| 48" x 96" | 108 lbs | carpeted | 6           | ST4896C |



#### Stage Legs Sets

| Length | Legs per set | Weight | Model    |
|--------|--------------|--------|----------|
| 8"     | 4            | 4 lbs  | SQIN8-4  |
| 16"    | 4            | 8 lbs  | SQIN16-4 |
| 24"    | 4            | 12 lbs | SQIN24-4 |
| 32"    | 4            | 16 lbs | SQIN32-4 |
| 8"     | 6            | 6 lbs  | SQIN8-6  |
| 16"    | 6            | 12 lbs | SQIN16-6 |
| 24"    | 6            | 18 lbs | SQIN24-6 |
| 32"    | 6            | 24 lbs | SQIN32-6 |

Set of 4 accommodates 48" x 48" decks only, and choral risers through 48" in length.  
Set of 6 accommodates 48" x 96" decks only, and choral risers more than 48" in length.



#### Seated Choral Risers\*

| Size      | Weight | Surface  | Legs Needed | Model   |
|-----------|--------|----------|-------------|---------|
| 36" x 48" | 47 lbs | non-skid | 4           | ST3648N |
| 36" x 72" | 61 lbs | non-skid | 6           | ST3672N |
| 36" x 96" | 82 lbs | non-skid | 6           | ST3696N |
| 36" x 48" | 55 lbs | carpeted | 4           | ST3648C |
| 36" x 72" | 69 lbs | carpeted | 6           | ST3672C |
| 36" x 96" | 90 lbs | carpeted | 6           | ST3696C |

\*Three risers pictured



#### Standing Choral Risers\*

| Size      | Weight | Surface  | Legs Needed | Model   |
|-----------|--------|----------|-------------|---------|
| 18" x 48" | 28 lbs | non-skid | 4           | ST1848N |
| 18" x 72" | 37 lbs | non-skid | 6           | ST1872N |
| 18" x 96" | 49 lbs | non-skid | 6           | ST1896N |
| 18" x 48" | 33 lbs | carpeted | 4           | ST1848C |
| 18" x 72" | 42 lbs | carpeted | 6           | ST1872C |
| 18" x 96" | 54 lbs | carpeted | 6           | ST1896C |

\*Three risers pictured



SRAIL3648

### Stage/ Riser Railing

| Height | Length | Description                              | Model    |
|--------|--------|--|----------|
| 36"    | 48"    | rail fits all stages and 48" long risers | SRAIL364 |
| 36"    | 72"    | triple rail fits 72" long risers         | SRAIL366 |
|        | 48"    | chair stop railing for 48" long risers   | SCS48    |
|        | 72"    | chair stop railing for 72" long risers   | SCS72    |
|        | 96"    | chair stop railing for 96" long risers   | SCS96    |



SSTEP-2-C

### Stair Units

| Size        | Weight | Description                        | Model  |
|-------------|--------|------------------------------------|--------|
| 19.5" x 39" | 28 lbs | 2-step; fits 16" & 24" high stages | SSTEP2 |
| 30" x 39"   | 32 lbs | 3-step; fits 24" & 32" high stages | SSTEP3 |



SCART

### Stage Carts

| Description   | Capacity | Weight | Model  |
|---|----------|--------|--------|
| Conversion Kit - convert 1 deck into flat loading cart; includes casters and binding straps | 10 decks | 55 lbs | STCART |

### Stage Accessories

| Description                 | Model    |
|-----------------------------|----------|
| Stage Velcro Binding Straps | SVELBIND |



SADAENT and S4096RAMP  
Legs sold separately



### Stage Ramp

| Size      | Weight | Description                                    | Model    |
|-----------|--------|--|----------|
| 40" x 96" | 72 lbs | 8' stage ramp; one ramp for every 8" elevation | ST408RAM |
| 40" x 30" | 33 lbs | ADA Entry Piece                                | STADA    |

### Stage Ramp Legs (Set of 6)

| Description                    | Model    |
|--------------------------------|----------|
| 0" - 8" high Ramp Leg Insert   | SQRINO-8 |
| 8" - 16" high Ramp Leg Insert  | SQRIN816 |
| 16" - 24" high Ramp Leg Insert | SQRI1624 |
| 24" - 32" high Ramp Leg Insert | SQRI2432 |



SKIRT-8

### Stage Skirting

| Dimensions | Package         | Model |
|------------|-----------------|-------|
| 8"/7"      | per linear foot | SK08  |
| 16"/15"    | per linear foot | SK16  |
| 24"/23"    | per linear foot | SK24  |
| 32"/31"    | per linear foot | SK32  |



RENOWNED HERITAGE

Perfect for all seasons, Southern Piknik® is the product that built Southern Aluminum. Produced since 1978 with a design that is timeless, this is a staple for bringing people together to celebrate, relax and gather. Built to weather any element or climate, this picnic table will not diminish when exposed to the elements. Featuring a 12" wide contoured seat with an option to fold and store, Southern Piknik® provides comfort for parks, playgrounds, pools and events.



P3096D

Deluxe Picnic Table

| Size (table top) | Weight | Description              | Model    |
|------------------|--------|--------------------------|----------|
| 30" x 72"        | 83 lbs | 64" width bench to bench | PI3072DX |
| 30" x 96"        | 92 lbs | 64" width bench to bench | PI3096DX |
| 30" x 96"        | 84 lbs | handicap accessible      | PI3096DH |



P3072F

Folding Picnic Table

| Size (table top) | Weight | Description        | Model    |
|------------------|--------|--------------------|----------|
| 30" x 72"        | 87 lbs | 5.5" folded height | PI3072FL |



P4848D

4' Square Picnic Table

| Size (table top) | Weight | Description                                   | Model    |
|------------------|--------|---|----------|
| 48" x 48"        | 94 lbs | square top with 4 benches; 82" bench to bench | PI4848   |
| 48" Backrests    | 34 lbs | 4 benches; w/backrests                        | PI4SBACK |



PL2448L

Lil' Piknik® Table

| Size (table top) | Weight | Description                                   | Model    |
|------------------|--------|---|----------|
| 24" x 48"        | 48 lbs | children's picnic: 51" width bench to bench   | PI2448PL |
| 24" x 72"        | 60 lbs | children's picnic: 51" width bench to bench   | PI2472PL |
| 24" x 72"        | 64 lbs | folded height of 6'; 51" width bench to bench | PI2472LF |

Finish Options\*



\*Printed color may vary from the actual product. To ensure/confirm your design needs call for color sample.



P72PMB12S

### Permanent Benches

| Size      | Weight | Description                      | Model    |
|-----------|--------|----------------------------------|----------|
| 12" x 72" | 22 lbs | 6' permanent bench               | PI1272   |
| 12" x 96" | 26 lbs | 8' permanent bench               | PI1296   |
| 12" x 72" | 34 lbs | 6' permanent bench with backrest | PI1272MB |
| 12" x 96" | 41 lbs | 8' permanent bench with backrest | PI1296MB |

### Picnic Accessories

| Picnic Accessories     | Description                                | Model    |
|------------------------|--|----------|
| Grass Anchoring Kit    | (both types) for use on                    | PI-GRASS |
| Concrete Anchoring Kit | Deluxe, Folding, 4 Square, and Lil' Piknik | PI-CONCR |
| Umbrella Hole          | umbrella hole in table top                 | PIUMHOLE |



# Event Space Planning Guide

Recommended equipment quantities based on your event space.

## 10,000 sq ft Event Space

| Function                    | Quantity |
|-----------------------------|----------|
| Meeting Tables              | 60 - 75  |
| Podium                      | 6        |
| Banquet - Round Tables      | 80 - 90  |
| Banquet - Display Furniture | 6 - 12   |
| Banquet - Cocktail Tables   | 15 - 30  |
| Beverage - Bars             | 6 - 10   |
| Action Stations             | 8 - 12   |

## 25,000 sq ft Event Space

| Function                    | Quantity  |
|-----------------------------|-----------|
| Meeting Tables              | 250 - 300 |
| Podium                      | 10 - 12   |
| Banquet - Round Tables      | 100 - 125 |
| Banquet - Display Furniture | 20 - 30   |
| Banquet - Cocktail Tables   | 45 - 100  |
| Beverage - Bars             | 12 - 15   |
| Action Stations             | 15 - 20   |

## 50,000 sq ft Event Space

| Function                    | Quantity  |
|-----------------------------|-----------|
| Meeting Tables              | 550 - 700 |
| Podium                      | 15 - 22   |
| Banquet - Round Tables      | 225 - 250 |
| Banquet - Display Furniture | 75 - 90   |
| Banquet - Cocktail Tables   | 90 - 125  |
| Beverage - Bars             | 30 - 40   |
| Action Stations             | 20 - 30   |

## 100,000 sq ft Event Space

| Function                    | Quantity      |
|-----------------------------|---------------|
| Meeting Tables              | 1,000 - 1,300 |
| Podium                      | 35 - 40       |
| Banquet - Round Tables      | 475 - 500     |
| Banquet - Display Furniture | 125 - 140     |
| Banquet - Cocktail Tables   | 175 - 215     |
| Beverage - Bars             | 60 - 75       |
| Action Stations             | 30 - 40       |

### ENDURE PERIMETER™



An impact resistant vinyl edging that shields from daily wear and tear.

### ENGAGE LOCKING SYSTEM™



An effortless, self-guided quick locking system that secures the XCube table top to the base. Patent pending.

MADE IN THE USA





# Additional Laminate Options

\*Printed colors may vary from the actual product. To ensure/confirm your design needs, call for color samples.

## Laminate Options

Available for iDesign Tables, T2 Tables, AXIS Tables, GL Tables, Synergy Nesting Tables, XCube Tables, & KnockDown Pedestals



Antique  
Mango



Black  
Riftwood




Weathered  
Char




Bleached  
Legno



Phantom  
Charcoal



Studio Teak



Silver  
Riftwood



Mocca  
Firwood




Portico Teak



Ashwood  
Bone




Veranda Teak



Madagascar



Aged Ash



Oiled  
Legno



Weathered  
Fiberwood



Walnut  
Fiberwood

## To request finish samples

call 800.221.0408 or email [request@southernaluminum.com](mailto:request@southernaluminum.com)



MADE IN THE USA



800.221.0408  
sales@southernaluminum.com  
www.southernaluminum.com