

Bar Top - Thinscape® Performance Serving Top

Bar top is constructed from a ½” thick durable composite that is scratch, stain and impact resistant. Top finishes is selectable and intended to visually coordinate with adjacent top surfaces.

Luxe Bar Materials

Laminate options include finish selections that coordinate with the Thinscape® top matching the upper top section beneath it and the bespoke leather base frame. Luxe’s structure is built from 1½” square aluminum profiles with a powder coated finish. The contemporary organic form surfaces are laminated. The work surface is stainless steel and the rear storage shelves are compact laminate.

Casters

Casters are 5” x 2” non-marking grey wheels. Includes two 360° swivel casters and two fixed casters for straight tracking and stability.

LED Lights

LED lighting is integrated under the work surface on the facing side and under the base near the casters providing a subtle underglow and elevated presentation.

Accessories

Equipped with a 12 gallon double-walled insulated stainless steel ice well with a removable lid, center-set in the bar work surface. Included are two 28” wide removable stainless steel speed rails.

Sustainability

Aluminum extrusions contain 70% recycled aluminum; 10% is post-consumer content, and 60% pre-consumer content. Southern Aluminum products are 100% recyclable. Laminate is GREENGUARD certified for low emissions.

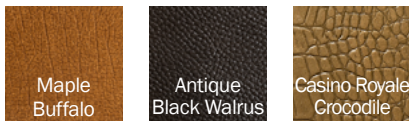
Available Size

Size	Weight	Model #
74¾”W x 48¾”H x 29”D	350lbs	CC-FBLuxe

Luxe Bar Top Surface Options*



Luxe Leather Options*



*Printed color may vary from the actual product. To ensure/confirm your design needs call for color sample.



Italian Carrara surface
Antique Black Walrus leather

Shelf Surfaces - Thinscape®

Shelving is constructed from a durable and high-impact composite surface that is moisture, scratch, and abrasion resistant.

Frame

Frame is built from 1½” square aluminum tubing with a durable powder coated finish. Bottom cabinet includes an aluminum frame and door with laminated leather panels.

Casters

Casters are 4” x 1¼” non-marking wheels.

Load Capacity

Each shelf supports up to 80lbs of evenly distributed weight.

LED Lights

LED lighting is integrated above each shelf to provide an attractive illuminated display surface.


Sustainability

Aluminum extrusions contain 70% recycled aluminum; 10% is post-consumer content, and 60% pre-consumer content. Southern Aluminum products are 100% recyclable. Laminate is GREENGUARD certified for low emissions.

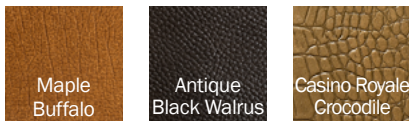
Available Size

Size	Weight	Model #
71”W x 77½”H x 24¾”D	250lbs	CC-BBLuxe

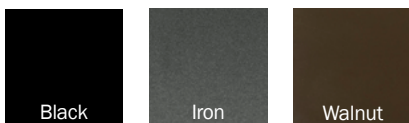
Luxe Bar Top Surface Options*



Luxe Leather Options*



Frame Finishes*



Italian Carrara surface
Antique Black Walrus leather
Black powder coating

*Printed color may vary from the actual product. To ensure/confirm your design needs call for color sample.